



14.29



Vue de face
Echelle : 1:2



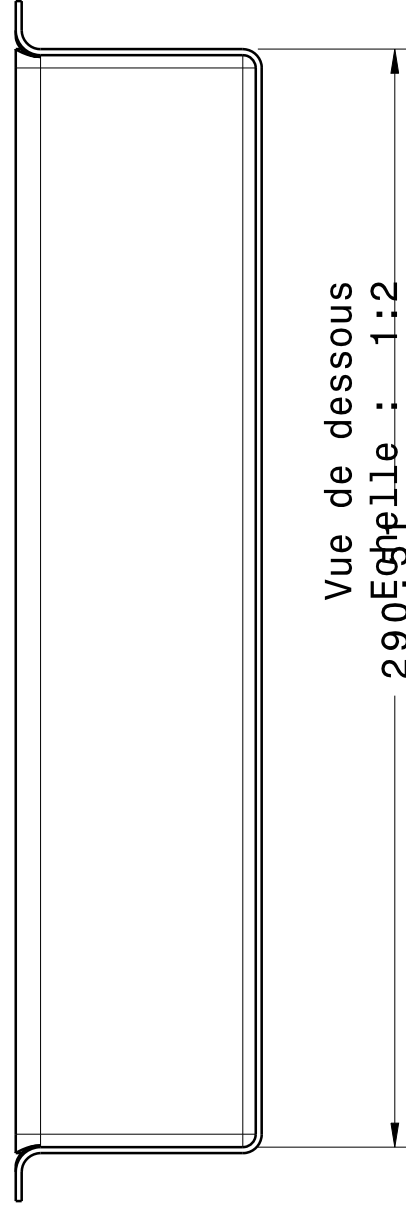
Vue de droite
Echelle : 1:2

290.51

65.09

NOTES:

- 1. DIM. EN MM
- 2. MATERIEL: FEUILLE ABS 1/16"
- BLANC THERMOFORMÉE
- 3. FIXÉE AU POLYURÉTHANE À L'ÉPOXY



Vue de dessous
Echelle : 1:2

290.51

DESIGNED BY: D. ST-ONGE		SIZE B
DATE: 2010-11-25		WEIGHT (kg) XXX
CHECKED BY: XXX		DRAWING NUMBER 006
DATE: XXX		SHEET 6/6
SCALE 1:2		

INTERIOR PANEL

FLUXMEDIA

This drawing is our property; it can't be reproduced or communicated without our written agreement.

F

1

2

3

4

5

6

A

1

2

3

4

5

6